


TECHCONNECT TC3 HDMITP

OWNERS MANUAL




www.visionaudiovisual.com/techconnect/tc3_hdmityp

DECLARATION OF CONFORMITY


Where applicable Vision products are certified and comply with all known local regulations to a 'CB Certification' standard. Vision commits to ensure all products are fully compliant with all applicable certification standards for sale in the EU and other participating countries.

The product described in this owner manual is in compliance with RoHS (EU directive 2002/95/EC), and WEEE (EU directive 2002/96/EC) standards. This product should be returned to the place of purchase at the end of its useful life for recycling.


WARNINGS




CAUTION
RISK OF ELECTRIC SHOCK
DO NOT OPEN



CAUTION: TO REDUCE THE RISK OF ELECTRIC SHOCK DO NOT REMOVE COVER (OR BACK). NO USER-SERVICEABLE PARTS INSIDE. REFER SERVICING TO QUALIFIED SERVICE PERSONNEL.



The lightning flash with arrowhead symbol, within an equilateral triangle, is intended to alert the user to the presence of uninsulated "dangerous voltage" within the product's enclosure that may be of sufficient magnitude to constitute a risk of electric shock to persons.



The exclamation point within an equilateral triangle, is intended to alert the user to the presence of important operating and maintenance (servicing) instructions in the literature accompanying the appliance.

WARNING: TO REDUCE THE RISK OF FIRE OR ELECTRIC SHOCK, DO NOT EXPOSE THIS APPLIANCE TO RAIN OR MOISTURE.

All products are designed and imported into the EU by 'Vision' who is wholly owned by 'Azlan Logistics Ltd.', Registered in England Nr. 04625566 at Lion House, 4 Pioneer Business Park, Clifton Moor, York, YO30 4GH. WEEE Registration: GD0046SY



DECLARATION OF ORIGIN

All Vision products are made in the People's Republic of China (PRC).

PLACE OF INSTALLATION

Avoid installing this product under the following conditions:

- Moist or humid places
- Places exposed to direct sunlight or close to heating equipment
- Extremely cold locations
- Places subject to excessive vibration or dust
- Poorly ventilated places

Do not expose this product to dripping or splashing. **DO NOT PLACE OBJECTS FILLED WITH LIQUIDS ON OR NEAR THIS PRODUCT!**

WARNING SIGNS

If you detect an abnormal smell or smoke, turn this product off immediately and unplug the power cord. Contact your reseller or Vision.

PACKAGING

Save all packing material. It is essential for shipping in the event the unit ever needs repair.

NOTE: If original packaging is not used to return the unit to the service centre, damage in transit will not be covered by warranty.

OVERVIEW

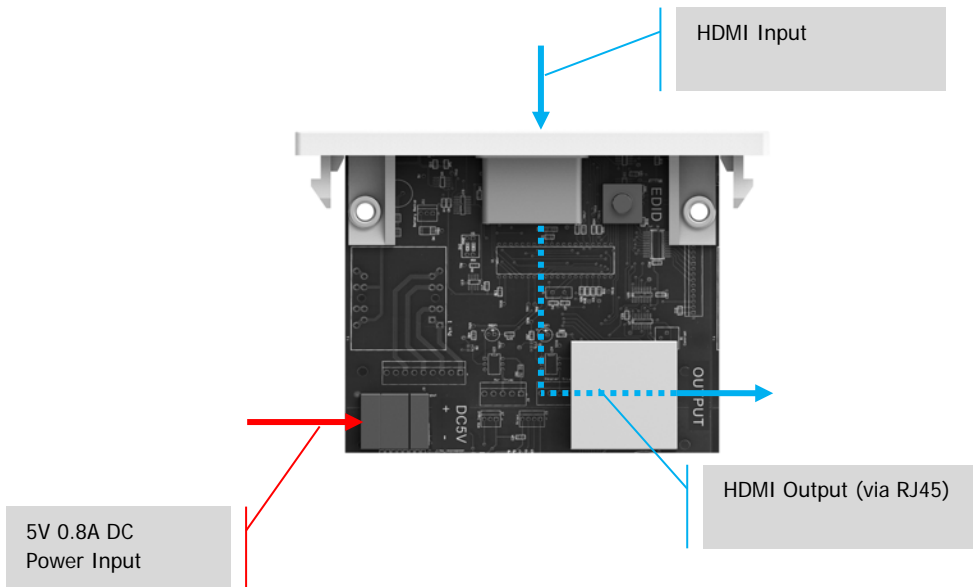
This product extends HDMI by converting the signal and routing it through CAT5e (ethernet) cable up to 30m long. If CAT6 cable is used 50m cable be achieved.

FRONT AND REAR PANELS

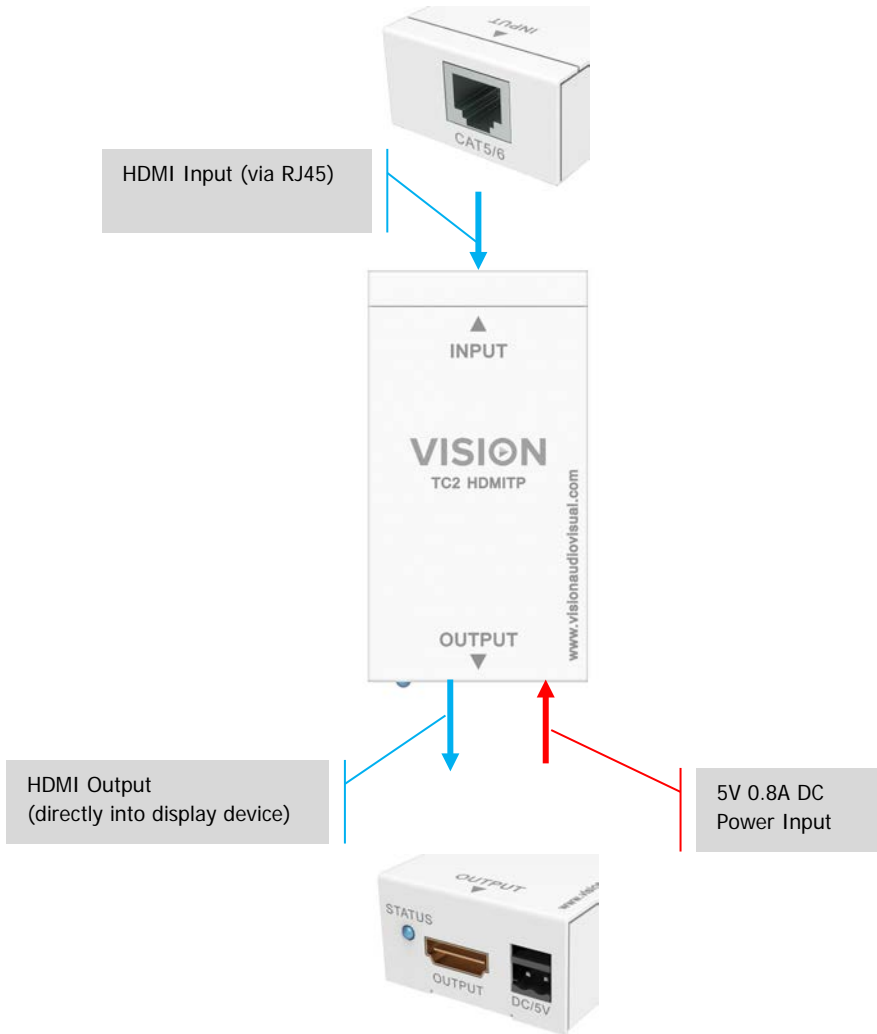


This product requires mains power.
Power must be connected to both the transmitter and receiver.

Transmitter – clips into Techconnect faceplate



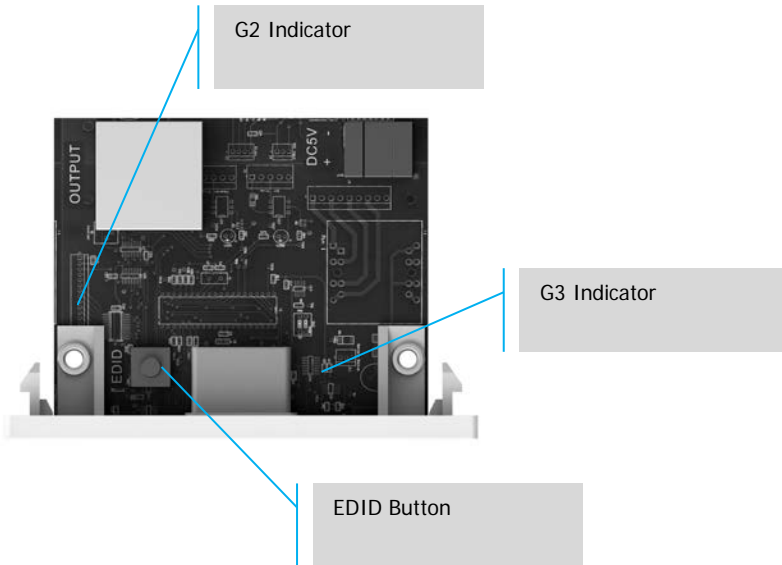
Receiver – positioned at display device



EDID (EXTENDED DISPLAY IDENTIFICATION DATA)

This enables the source device to 'ask' the display device what resolution it is, and output that resolution.

On connection an EDID conversation takes place automatically. If the display is changed it may be necessary to request the new display details. The EDID reset button is for this purpose.



To program EDID manually:

1. POWER ON TRANSMITTER (Tx)
2. CONNECT DISPLAY TO TX via HDMI Turn display on and select correct input.
3. PRESS EDID BUTTON ON TX If G2 indicator lights the data will be read. If it doesn't light press the button until it does.
4. DISCONNECT DISPLAY
5. UNPLUG POWER TO TX

STATUS LEDS

- When power plugged in blue LED lights. There is an indicator light on the Tx and Rx.
- When input plugged in Receiver LED changes to Red

SPECIFICATIONS

TRANSMITTER DIMENSIONS: 64 x 21 x 48 mm (length x width x height)

RECEIVER DIMENSIONS: 82 x 44 x 24 mm (length x width x height)

PACKAGED DIMENSIONS: 165 x 145 x 95 mm

PRODUCT WEIGHT: 123g per set

PACKAGED WEIGHT: 0.7 kg per set

RECOMMENDED MAXIMUM CABLE LENGTH:

CAT5e: 1280 x 1024: 50m / 1600 x 1200: 40m / 1920 x 1080: 30m

CAT6: 1280 x 1024: 60m / 1600 x 1200: 55m / 1920 x 1080: 50m

CONSTRUCTION MATERIAL: Plastic/ Metal

COLOUR: White

TECHNICAL DETAILS

Video Amplifier Bandwidth: 6.75Gbps (2.25Gbps/TDMS Channel)

Input Video Signal: 0.5-1.5 volts p-p

Input DDC Signal: 5 volts p-p (TTL)

Maximum Video Format Supported: 1920×1200 / 1080P

Output Video: HDMI 1.3, 3D @ 30Hz

Operating Temperature Range: -15 to +55°C

Operating Humidity Range: 5 to 90 % RH (no condensation)

Maximum operation current: 800mA

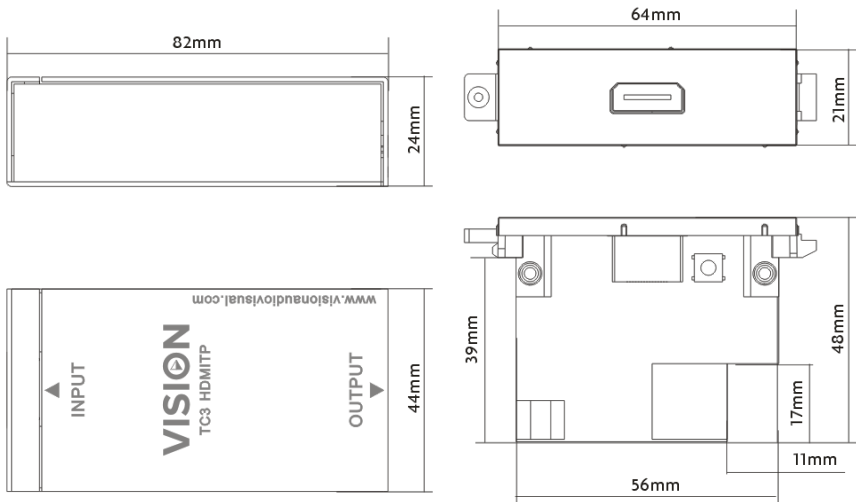
POWER SUPPLY:

100/240v AC 50/60Hz External Power Supply – integrated transformer/plug type.

DC Output 12V 2A, DC Cable 4m. Transformer Dimensions: 43 x 65 x 34 mm

Interchangeable prongs including UK, EU, AU, US.

COMPLIANCES: RoHS, WEEE, CE, and CB compliant.



LIFETIME RETURN-TO-BASE WARRANTY

This product comes with a lifetime return to base warranty. If you have a problem you are required to provide a DETAILED DESCRIPTION of the fault.

Some Vision products are very technical and require troubleshooting all elements of the installation as it may not be the Vision product at fault. Because of this the manufacturer may refuse to replace the item if an adequate description is not provided.

- This warranty applies only to the original purchaser and is not transferable.
- This warranty protects you against the following:
 - Failure of any components, including the power supply.
 - Damage when the product is first removed from its packaging if reported within 24 hours of purchase.
- If the product is DOA (dead on arrival), you have 21 days from purchase date to notify the national distributor via your AV reseller.
- The original purchaser is responsible for shipment of the product to the Vision's appointed service centre.
- The liability of Vision is limited to the cost of replacement of the faulty unit under warranty except for death or injury (EU85/374/EEC).
- If the product is end of line (EOL) the Vision will provide a credit instead of replacement.
- This warranty does not protect this product against faults caused by abuse, misuse, incorrect installation, unstable or faulty power input, or modification.

Vision aims to send a replacement item within 5 working days however this may not always be possible, in which case it will be sent as soon as practicably possible. UK End users and resellers can request support at <http://www.visionaudiovisual.com/support>

LEGAL DISCLAIMER: Because we are committed to improving our products, the details above may change without prior warning. This User Manual is published without warranty and any improvements or changes to the User Manual necessitated by typographical errors, inaccuracies of current information, or improvements to programs and/or equipment, may be made at any time and without notice. Such changes will be incorporated into new editions of the User Manual.